

Importance of Water-Volume on the Release of Microplastic Fibers from Laundry

Kelly, Max R.; Lant, Neil J.; Kurr, Martyn; Burgess, J. Grant

Environmental Science and Technology

DOI:

[10.1021/acs.est.9b03022](https://doi.org/10.1021/acs.est.9b03022)

Published: 15/10/2019

Peer reviewed version

[Cyswllt i'r cyhoeddiad / Link to publication](#)

Dyfyniad o'r fersiwn a gyhoeddwyd / Citation for published version (APA):

Kelly, M. R., Lant, N. J., Kurr, M., & Burgess, J. G. (2019). Importance of Water-Volume on the Release of Microplastic Fibers from Laundry. *Environmental Science and Technology*, 53(20), 11735-11744. <https://doi.org/10.1021/acs.est.9b03022>

Hawliau Cyffredinol / General rights

Copyright and moral rights for the publications made accessible in the public portal are retained by the authors and/or other copyright owners and it is a condition of accessing publications that users recognise and abide by the legal requirements associated with these rights.

- Users may download and print one copy of any publication from the public portal for the purpose of private study or research.
- You may not further distribute the material or use it for any profit-making activity or commercial gain
- You may freely distribute the URL identifying the publication in the public portal ?

Take down policy

If you believe that this document breaches copyright please contact us providing details, and we will remove access to the work immediately and investigate your claim.

This document is confidential and is proprietary to the American Chemical Society and its authors. Do not copy or disclose without written permission. If you have received this item in error, notify the sender and delete all copies.

The Importance of Water-Volume on the Release of Microplastic Fibres from Laundry

Journal:	<i>Environmental Science & Technology</i>
Manuscript ID	es-2019-030225.R2
Manuscript Type:	Article
Date Submitted by the Author:	n/a
Complete List of Authors:	Kelly, Max; Newcastle University, School of Natural and Environmental Sciences Lant, Neil; Procter and Gamble Newcastle Innovation Centre, Kurr, Martyn; Newcastle University, School of Natural and Environmental Sciences Burgess, J Grant; Newcastle University, School of Natural and Environmental Sciences

SCHOLARONE™
Manuscripts

The Importance of Water-Volume on the Release of Microplastic Fibres from Laundry

Mr. Max Richard Kelly[†], Dr. Neil Joseph Lant[‡], Dr. Martyn Kurr[†], Professor

James Grant Burgess^{*,†}

[†]School of Natural and Environmental Sciences, Ridley Building, Newcastle

University, Newcastle upon Tyne, NE1 7RU, United Kingdom

[‡]Procter and Gamble, Newcastle Innovation Centre, Whitley Road,

Longbenton, Newcastle upon Tyne, NE12 9TS, United Kingdom

S *Supporting Information*

*Corresponding author: grant.burgess@newcastle.ac.uk

17 ABSTRACT:

18 The influence of laundry washing parameters on the release of microfibres (MF) from
19 polyester textiles was studied. These fibres are an important type of microplastic pollution.
20 However, the factors which affect MF release during laundry, are poorly understood and
21 more rigorous methods for quantifying this release are needed. A novel method was
22 therefore developed using a tergotometer with eight (1000 mL) washing vessels and the
23 CIELab colour space measure of lightness (L^*). L^* was related to the mass of released MFs by
24 creating a calibration curve to quantify the amounts of MFs released from textiles during
25 washing. This method was used to investigate the effect of water-volume, agitation,
26 temperature, and duration of the wash on MF release. Counter-intuitively, increased water-
27 volume, characteristic of European 'delicate' cycles, resulted in the greatest release of MFs.
28 Full-scale testing was then carried out using domestic washing machines with real consumer
29 cycles to determine the effect of cycle type on MF release. In the first wash, delicate wash
30 cycles released 800,000 more MFs (94 mg/kg) per wash than a lower water-volume standard
31 wash and also increased MF release in subsequent washing cycles ($P < 0.05$). These results
32 indicate that a high water-volume-to-fabric ratio is the most influential factor for MF release,
33 rather than agitation as previously thought. Therefore consumers can reduce MF release by
34 avoiding high water-volume washes (delicate cycles), transitioning to appliances that use a
35 lower water-volume (North American high-efficiency washing machines), and ensuring full
36 wash loads are used.



37

INTRODUCTION

Alongside climate change and the overexploitation of natural resources, plastic pollution is one of the most problematic anthropogenic impacts on the environment.¹ The environmental consequences of meso- (5-20 mm) and macro- (>20 mm) plastic² pollution for large marine organisms have been well-documented.³⁻⁶ More recently, the impacts of microplastic (<5 mm)⁷ pollution are also being investigated.⁸⁻¹⁰

Primary microplastics include manufactured microplastics such as, cosmetic microbeads¹¹ and textile MFs,¹² whereas secondary microplastics result from the breakdown of larger plastic debris.¹³ Synthetic MFs can be ingested by a range of marine life including commercially available fish and bivalves,¹⁴⁻¹⁵ crustaceans,¹⁶ non-commercial fish,¹⁷⁻¹⁸ birds,¹⁹ and worms.²⁰ Once ingested, MFs can lead to reduced food consumption and energy availability,²¹ as well as increased mortality, at least in the laboratory.²²⁻²³ MFs have a global distribution from rivers²⁴ to the ocean surface,²⁵ and are found to pollute even the deepest ocean trenches.²⁶⁻²⁷ Major sources of global primary microplastic pollution include car tyres²⁸ and synthetic MFs from clothing,²⁹⁻³² which can enter the environment through waste water treatment plants from laundry of synthetic textiles.³³⁻³⁴

Laundrying textiles can release 500,000³⁵ to over six million³⁶ MFs for synthetic garments and up to 13 million MFs from cotton garments per wash.³⁷ Over 42 million tonnes of synthetic fibres are produced each year by the clothing industry³⁸ with polyester dominating production (approximately 80%).³⁹⁻⁴⁰ In addition to synthetic MFs, anthropogenic natural fibres are also released from laundrying and can persist in and pollute aquatic environments.⁴¹⁻⁴³ Therefore, it is important to target the laundry process to try and reduce its impact on the environment.

To understand the factors that affect the release of MFs during laundry, reliable and reproducible methods for their quantification are needed. A wide range of methods including laboratory-scale^{36, 44-46} to full-scale washing machines^{32, 35, 37, 47-50} or a combination of both⁵¹⁻⁵² have been used to study MF release during laundry, leading to large disparities in the literature and a general lack of understanding of the mechanisms of MF release. Methods often do not reflect real domestic laundry conditions; for example, the use of steel balls during washing,^{36, 44-46, 51-52} is unlikely to represent real world textile interactions. For quantification of MF release, optical^{44, 46, 49} and electron microscopy,^{36, 51} and binary image analysis⁴⁵ have been used. Microscopy can require scaling which incorrectly assumes MFs are homogeneously distributed across filters (used to collect MFs) leading to significant inaccuracies. Binary image analysis⁴⁵ does not account for overlapping fibres, resulting in an underestimation of fibre quantities. Consequently, it is difficult to make comparisons between these studies. With larger scale studies the variability of methods is also pronounced. When investigating the effect of repeated washing cycles as a proxy for garment age on MF release, Sillanpää and Sainio,³⁷ reported a roughly 90% decrease in MF release in the latter cycles. Conversely, Hartline et al.⁴⁷ reported that older garments release more MFs when using a 24 hour continuous wash cycle to represent garment aging. Similarly, there are mixed observations on the effects of detergent on MF release. Napper and Thompson³⁵ found that the presence of detergent generally increased MF release, in line with De Falco et al.³⁶ In contrast, Pirc et al.⁴⁸ reported detergent had no significant effect on MF release.

In addition to detergent and garment age, other studies have investigated fabric type,^{35, 37, 49-50, 52} filter size,^{46-47, 50-51} water hardness,³⁶ fabric softener,^{35-36, 48} temperature,^{35-36, 45, 49, 52} and type of washing machine^{32, 47, 49} with equally variable results (Table S1). However, factors affecting hydrodynamic forces on textiles such as water-volume, have not been studied. High

water-volume and lower levels of drum rotation (mechanical agitation) are characteristic features of a “delicate” wash cycle in European-style front-loading washing machines designed to protect sensitive garments from mechanical damage such as pilling.⁵³ In the US, a delicate cycle also uses a lower agitation and spin speeds. However these machines often use twice the water-volume (64 L in the main wash) compared to high-efficiency machines.⁵⁴⁻
⁵⁵ Given the high levels of public concern about microplastics, best practices for mitigating MF release are increasingly being provided by consumer organisations and media groups but often without robust scientific data.⁵⁶⁻⁵⁷ For example, consumers are being encouraged to use delicate washes to reduce MF release, with no practical evidence to support it.^{53, 56-57}


Therefore, in order to provide data which might be useful in justifying positive changes in consumer behaviour, we developed a novel small-scale method to accurately quantify MF release using a measure of lightness from black to white (L^*).⁵⁸ Measurement of colour was preferred over microscopy to quantify MFs, as released MFs can be very small and can form clusters on the surface of filter paper making them difficult to count due to overlapping fibres. By using L^* , the concentration of black MFs more accurately correlates with colour as more fibres result in a darker value and therefore overlapping fibres can be accounted for. L^* offers a very precise measure of MFs as L^* is calculated for every pixel across the filter image. By relating L^* to known masses of MFs using a calibration curve, the mass of released MFs can be experimentally measured. This method was then used to investigate the effect of water-volume, agitation, temperature, and wash duration on the release of polyester MFs and to then confirm if these experimental observations were relevant to real consumer domestic washing cycles. We hypothesised that different washing cycles would release different amounts of MFs.

MATERIALS AND METHODS

A novel small-scale method was developed (Figure 1) using a tergotometer, which is a benchtop device comprising of eight (1000 mL) washing vessels that simulate full-scale domestic washing⁵⁹⁻⁶¹ (Copley, Nottingham, U.K.) (Figure S1) and was used to characterise the parameters affecting MF release. For large-scale studies, different washing cycles were performed using four front-loading washing machines (Miele®, model: W3622) to determine the effects of real consumer cycles on MF release. Tap water (Northumbrian Water, United Kingdom) was used with a water hardness ranging from 113 – 128 mg/L (concentration of cations) throughout all testing.

Textile. In all testing, black 100% textured polyester T-shirts (Fruit of the Loom®, code: 61390) were used (Table 1). For the small-scale studies, the T-shirts were cut into 5x5 cm swatches using a laser cutter (HPC laser Ltd, model: LS1290) to seal the edges and prevent uncontrolled MF release from the cut edge, removing the need for serging (overlocking).

Table 1. Physical properties of the textile.

Textile	Structure	Yarn	Mass (g/m ²)	SEM
100% Polyester	Knit	Filament	140	

Small-scale washing procedure and microfibre collection. Textile swatches (20 ± 0.10 g, measured to two decimal places) were washed in the tergotometer steel pots with bi-directional mechanical agitation (Copley, Cat. No. 6401+6403). Tests consisted of four treatments washed over four cycles with four washing runs per cycle, resulting in four treatment repeats for each cycle (Table 2 and 3; Figure S2). Agitation (RPM) and water-volume were tested to determine the impact of the two parameters characteristic of domestic delicate cycles that use an increased water-volume-to-fabric (mass) ratio. All treatments were undertaken at 30°C with 0.5 mL Ariel® liquid for one hour including a single three-minute rinse using the same volume of water as the main wash (Table 2). The use of the same amounts of detergent was carried out deliberately to ensure the two methods were qualitatively similar; generally in domestic use, the same volumes of detergent are added to the washing machine independent of cycle type.⁶² Separately, wash temperature and duration were tested to understand the effects of a cold, quick cycle compared to a longer, warmer cycle on MF release. This was undertaken at 200 RPM in 300 mL of water with 0.5 mL Ariel® liquid, also including a three-minute rinse (Table 3). The treatments were rotated between pots after each wash to eliminate any potential bias. To avoid contamination, the steel pots and arms of the tergotometer were thoroughly washed twice with deionised water before and in-between each washing run to remove any residual fibres. Both tests included a treatment of 0.5 mL Ariel® liquid at 30°C for one hour in 300 mL of water and 200 RPM as a control. The wash and rinse water from each pot was transferred separately through a clean stainless-steel funnel into separate collection containers (2 L) free of plastic particles (confirmed by filtration onto Whatman® 541 filter paper, G.E. Life Sciences, Little Chalfont, U.K).

147 **Filtration.** The same filtration method was used throughout. The wash water was filtered
148 using a vacuum pump in two stages. Firstly, through a 20 μm CellMicroSieve[®] (BioDesign Inc.,
149 Carmel, N.Y., U.S.A.) collecting the MFs on the surface. This was required to remove excess
150 dye and detergent that was found to have previously interfered with MF quantification. In
151 addition, the use of the larger (25 cm in diameter) CellMicroSieve[®] reduced the effect of
152 clogging issues reported in previous methods.^{32, 46, 50} The MFs were then re-suspended in
153 clean water (1 L glass beaker) before a second filtration step onto white, 22 μm pore size
154 Whatman[®] 541 filter paper held using a Büchner funnel. The filter paper was placed in a 140
155 mm diameter circular petri dish with the lid closed (VWR, code: 391-1503) to prevent dust
156 settling, that might cause contamination of the analysis, and left for 24 hours to dry at 50°C.

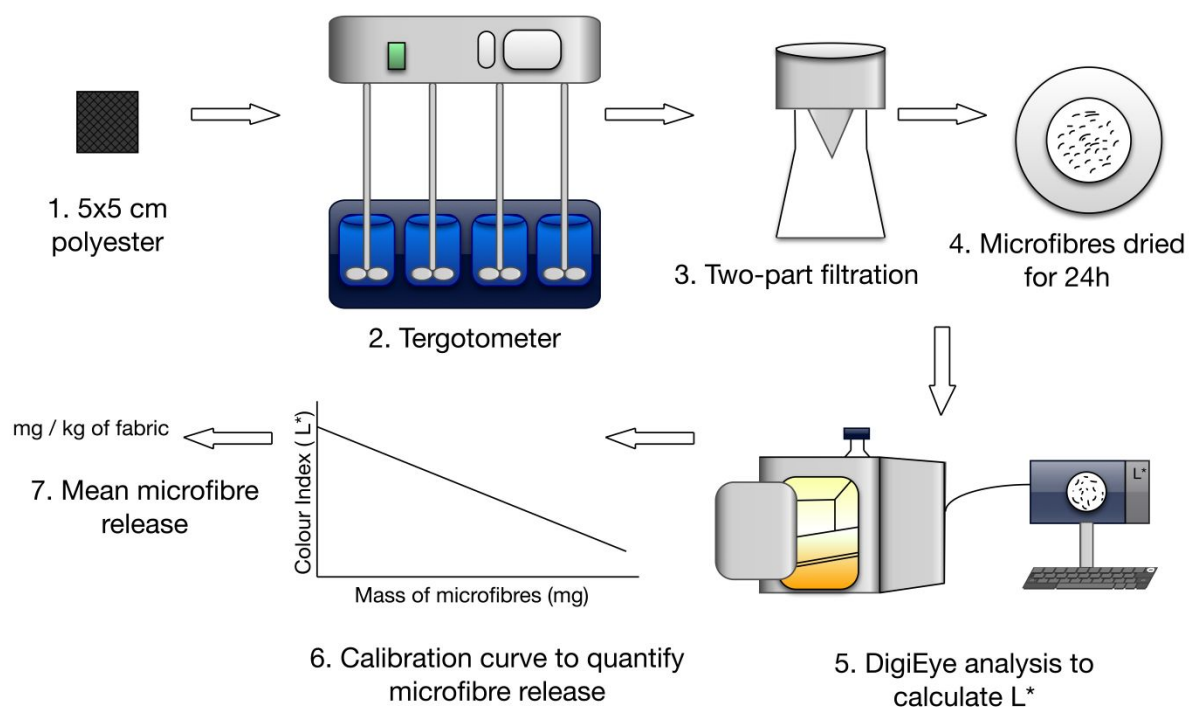


Figure 1. The small-scale method.

159 **Small-scale microfibre quantification.** Each filter ($n = 64$) was imaged using DigiEye® image
160 capture machinery/software⁶³ (VeriVide Ltd, Leicester, U.K.) to calculate an L^* value (defined
161 below). This system uses a DSLR camera (shutter speed 1/2.5, aperture width 7.1 mm) to take
162 an image in a controlled D65 illumination cabinet, subsequently viewed on a calibrated LCD
163 monitor using Engauge Digitizer chart v 3.5. The camera was calibrated using the Digitizer
164 chart characterising the camera RGB signal response to the CIE specification under fixed
165 lighting conditions in the illumination cabinet.⁶⁴ A fixed mask (area of analysis) was set over
166 the filter image using the 'fixed circle' tool with a radius of 750 pixels. The L^* of each pixel is
167 calculated and the overall average was cross-correlated to a calibration curve (Figure 2) which
168 was made to calculate the mass of released MFs. Using mass, the number of released MFs
169 could then be estimated.

170 **Table 2.** Treatment types for small-scale test 1: investigating agitation and water-volume^a

Treatment	Volume (mL)	Revolutions per minute (RPM)
A	300	200
B	600	200
C	300	100
D	600	100

^a Washes were carried out at 30°C for 60 minutes with 0.5 mL Ariel® liquid.

171

172 **Table 3.** Treatment types for small-scale test 2: investigating temperature and wash duration^a

Treatment	Temperature (°C)	Wash duration (minutes)
E	30	60
F	30	15
G	15	60
H	15	15

^a Washes were carried out at 200 RPM in 300 mL of water with 0.5 mL Ariel® liquid.

174 **Calculating L^* .** L^* is a correlate of the perceived lightness of an object in the specified
 175 illuminant defined by the International Commission on Illumination.⁵⁸ It is proportional to the
 176 luminance of the sample. This value was obtained through the DigiEye® software by
 177 calculating the RGB values of every pixel across the entire filter image and taking an overall
 178 mean. The RGB values are then converted to XYZ D65/10 (measured XYZ values for D65
 179 illuminant a 10-degree observer). This is the amount of red, green, and blue response of the
 180 light sensitive cone cells of the eye needed to match the colour in the specified illuminant. L^*
 181 is measured using the XYZ directly. The XYZ D65/10 is converted to L^* using equation 1.⁶⁵

$$L^* = 116 \left(\frac{Y}{100} \right)^{\frac{1}{3}} - 16 \quad (1)$$

184 Where Y is a measure of the luminance scaled to 100. Therefore, a white that perfectly
 185 reflected the light source would have a Y value of 100 and a perfect black would have a Y
 186 value of 0. The L^* value therefore lies between 0-100 which represents a scale from black (L^*
 187 = 0) to white ($L^* = 100$). This value can therefore be used as a proxy for the mass of MFs on a
 188 filter, as the colour measurement is governed by the concentration of MFs.

189 **Calibration curve.** A calibration curve was created by generating MFs from washing the
 190 textiles in the tergotometer before filtration (see above) onto filter paper and dried for 24
 191 hours at 50°C. Clusters of MFs were then removed from the filter paper with forceps and
 192 weighed using a thermogravimetric analyser, discovery model (TA Instruments, New Castle,
 193 U.S.A.), a microbalance which accurately records the mass as a function of time (\approx five
 194 minutes) and temperature (\approx 24° C) to four decimal places. Mass of MFs ranged from 0-11
 195 mg. The clusters of MFs were then suspended in clean water (1 L glass beaker) and filtered
 196 onto new filter papers. Each filter paper ($n = 49$) was then imaged with DigiEye® and the L^*

values were recorded against the corresponding known mass (Figure 2). MF mass for subsequent filters could then be calculated using equation 2 to correlate L^* with mass (mg):

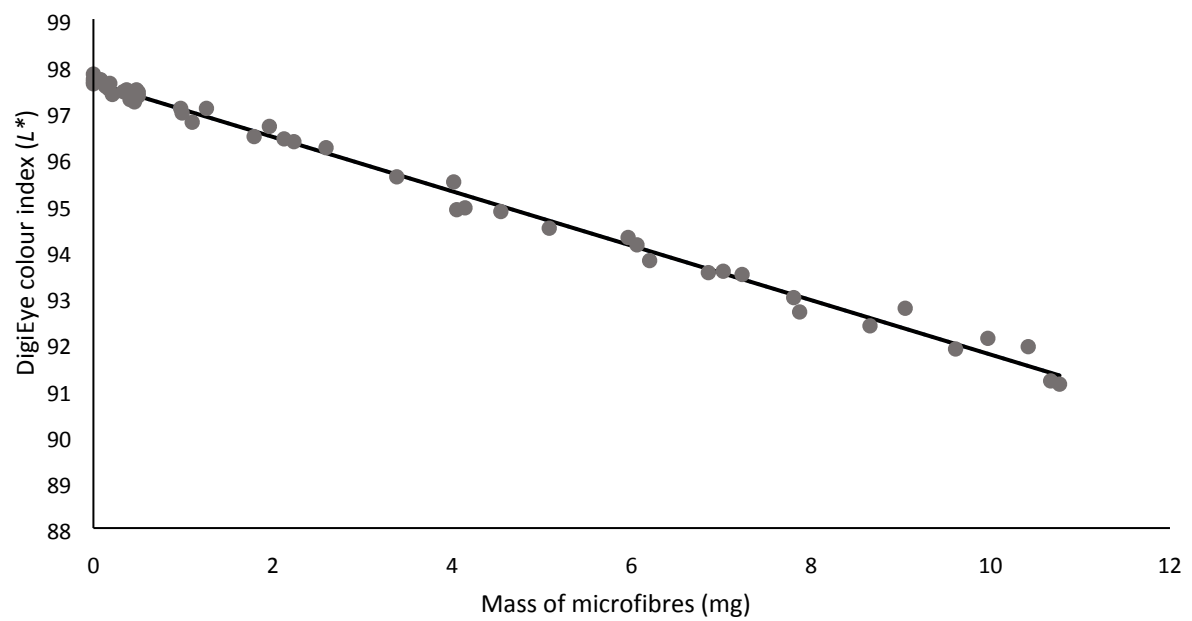
$$Mass = (97.629 - L^*)/0.588 \quad (2)$$

All experimental L^* values fell in-between the range of the calibration curve upper and lower values. Four blank (no fibres) filter papers were also washed and dried before being imaged in the DigiEye[®] to obtain an L^* value for a mass of zero mg. No filter papers from experimental testing with MFs had L^* values higher than the blank samples.

Quantification of the number of released microfibrils. By correlating L^* with the mass of released MFs, the number of released MFs could then be calculated using equation 3 derived by Napper and Thompson:³⁵

$$N = \frac{(mt/D)}{\pi r^2 l} \quad (3)$$

Where N is the total number of released MFs, mt is the mass of fibres (calculated with L^* and the calibration curve), D is the density (1.38 mg/mm³), r is the average radius of released MFs ($5.8 \pm 0.96 \mu\text{m}$) and l is the average length of released MFs ($0.96 \pm 1.10 \text{ mm}$) (Figure S3).



213

214 **Figure 2.** Microfibre calibration curve (n = 49).

Full-scale washing procedure. Four treatments were tested (Table 4) over four cycles with four washing runs per cycle and no drying in-between cycles. For each washing run, all treatment types were tested in four separate identical washing machines resulting in four repeats of each treatment being washed per cycle. All treatments apart from treatment I (Table 4) contained 35 mL Ariel® liquid to test the effect of detergent on MF release. Each single washing load consisted of 10 T-shirts (1.5 ± 0.01 kg). Before testing, all washing machines were initially cleaned with a high temperature (95°C) extended wash (130 minutes) ensuring no MFs were present (confirmed by filtration, as above). The waste water pipe was also cleaned following this to remove any residual fibres. After each washing run, the machines were cleaned by running a further 'wash out' cycle (cold express cycle) with no load to collect any residual fibres that were also filtered. The treatment type was then rotated to a different machine to eliminate potential bias. Water was collected for filtration and analysis on cycles one and four only; for cycles two and three, the wash water was discarded.

Full-scale microfibre collection and quantification. The wash water from each washing machine was collected directly from the outflow pipe and stored in plastic containers (25 L) cleaned of MFs and any residual particles with hot water (95°C), and filtered as above. The experimental filters ($n = 32$) containing the MFs were weighed on a microbalance (AE ADAM®, Milton Keynes, U.K.) to four decimal places. To account for the change in filter mass after drying, ten blank filters were washed and weighed before and after drying, the change in mass ($\approx 1\%$) was averaged and applied to the mass of each recorded filter from the investigation. The average mass (mg) of fibres released per kg of textile washed was then calculated.

Quality assurance testing. To determine the amount of fibres remaining in the washing machine after a washing run, additional testing of 'blank' washes was carried out using the same textile in navy. Treatment II (Table 4) washing parameters were used on ten T-shirts in

239 triplicate using three identical washing machines (same model used in full-scale washing).
240 MFs were collected from the wash and wash out step. An additional cycle (treatment II) was
241 then carried out with no fabric present and any residual MFs were filtered and weighed.

242 **Statistical analysis.** Data was checked for homoscedasticity using Levene's tests. Treatments
243 in the small-scale method met the assumption of homogeneous variance but treatments in
244 the full-scale method were Log_{10} transformed to meet this assumption. Data from both
245 investigations were analysed using two-way ANOVA with 'treatment' (type of wash; 8 in the
246 small-scale, 4 in the full-scale) and 'cycle' (number of times that fabric had been washed;
247 either 1 or 4) as fixed, orthogonal factors. An alpha level of 0.05 was adopted, and *Tukey's*
248 post-hoc analyses were used to compare means of significant interactions or main-effects.
249 Results are presented as mean \pm standard error. All MF release rates are provided (Table S2).

250 **Table 4.** Treatment types for full-scale testing^{a,b}

Treatment	Detergent	Cycle	Parameters of the cycle
I	None	<i>Cotton short cycle</i>	85 minutes, 1600 RPM, 36 L, 30°C
II	35 mL Ariel® liquid	<i>Cotton short cycle</i>	85 minutes, 1600 RPM, 36 L, 30°C
III	35 mL Ariel® liquid	<i>Cold Express</i>	30 minutes, 1600 RPM, 30 L, 13-15°C
IV	35 mL Ariel® liquid	<i>Delicate cycle</i>	59 minutes, 600 RPM, 69 L, 30°C

^aThe cold express cycle uses un-heated water resulting in the small variation in temperature, whereas the water in the 30°C cycles is heated during the wash.

^bThe water-volumes provided are the total water-volume for the entire cycle.

RESULTS AND DISCUSSION

Development of a microfibre release quantification method. The R^2 value of the calibration curve was very high (0.9937) (Figure 2), showing that L^* is an appropriate proxy for micro-scale estimations of MF release. Previous attempts to quantify MF release in small-scale studies have relied on labour-intensive manual enumeration of MFs using scanning electron microscopy³⁶ or optical microscopy.^{44, 46} To save time when counting large numbers of MFs in microscopy, the filter is sub-sampled and total fibres are estimated by scaling up. De Falco et al.³⁶ accounted for MFs across 55% of the total filter, whereas Almroth et al.⁴⁴ sub-sampled the filter into 16 equal areas. However, MFs do not have a uniform distribution across the filters (see for example, Figures S4 and S5), therefore sub-sampling may not be an accurate way of quantifying the total number of MFs. In contrast, DigiEye[®] images the entire filter, quantifying all MFs. McIlwraith et al.⁶⁶ discuss the advantages of sub-sampling five 50 mL aliquots to remove the need to count all MFs within a wash. However, fibres smaller than 100 μm could not be quantified and sub-sampled fibres were excluded from the overall weight of released fibres in the remaining effluent. Similarly, Hernandez et al.⁴⁵ used two-dimensional binary imaging to estimate percentage cover of MFs. When converting in this way however, overlapping MFs are not detected resulting in an underestimation of MFs. When using L^* an accurate measure of MFs is provided as a combination of reflectance, scatter, and adsorption of the fibres are measured. Thus, for a cluster of fibres, some light will be trapped in the spaces and some fibres will cast shadows over others; this results in multiple overlapping fibres being darker than single fibres, thus more accurately measuring clusters. Although testing with a single fabric is unlikely to represent real world laundry, single coloured fibres were used in this study, and also De Falco et al.⁵¹ in small-scale testing, in order to develop an experimental tool which can be used to experimentally investigate factors affecting MF

release. To study mixed loads, a range of black garments could be tested; however, to study 'real world' loads as part of our future studies, a new calibration curve can be created in the same manner. The method is also applicable to light and dark coloured fibres providing the calibration curve is made with the same textiles used in testing. Transparent fibres would not be as suitable. DigiEye[®] can utilise the full RGB colour space; colour values A* and B* represent green-red and blue-yellow which could be used to quantify individual and total colour of real world laundry loads. Overlapping of mix coloured fibres would also produce a darker colour value than single fibres and could therefore be accounted for; however, there may be small variations in the colour values between different combinations of these overlapping fibres. Microscopy is required to obtain fibre dimensions (Figure S3), which are important when considering environmental, and human health impacts.

In addition to the analysis of the MFs, the novel application of the tergotometer does not require the use of steel balls or steel vessels to house the textiles, which may cause unrealistic MF release.^{36, 44-46, 51-52} The tergotometer used here simulates traditional central cone agitator top-loading washing machines. However, the detergent industry also uses them widely as model devices to simulate other types of washing machine through the development and validation of various parameters such as wash duration, agitation level and rotation pattern, and water: fabric ratio. The maximum spin speed (RPM) of the tergotometer arm was selected to understand the effect of high and low agitation. However, the ranges of temperature and duration possible using the tergotometer go beyond the parameters used in this study. In addition, the textiles were laser cut to thermally seal the edges, negating the need for serging.^{36, 45, 49, 52} This is a necessary step when using swatches of textiles as the fabric needs to be cut. Therefore, loose fibres at the cut line may be released more easily than fibres in the

299 yarn structure and provide an inaccurate measure of MF release.⁴⁶ Thermally sealed edges
300 reduce this potential artefact in the results.

301 **Quality assurance testing.** After the wash and wash out cycle during full-scale washing, an
302 additional blank washing cycle was carried out (in triplicate) in order to quantify the level of
303 residual fibres left in the machine. The amount of residual MFs collected during this extra
304 wash was measured to be <3% of the total mass of released MFs during the first cycle (Figure
305 S6). This is within experimental error and therefore negligible.

306 **Delicate wash cycles increase microfibre release.** The effects of water-volume on MF
307 release were then investigated using the small-scale test. Water-volume was tested against
308 mechanical agitation, which relates to the rotation speed of the drum, frequency of
309 directional changes, and length of pauses in the cycle. This revealed significant differences in
310 MF release across the treatments (Table S3; Figure 3). Treatment D used a high water-volume
311 (600 mL) and low agitation (100 RPM), and resulted in a greater release of MFs compared to
312 all treatments except B, which also used 600 mL (Figure 3). These findings highlight that a
313 higher water-volume increases polyester MF release, whereas a higher mechanical agitation
314 does not. These parameters (high water-volume/low agitation) are characteristic features of
315 a 'delicate' wash cycle in European-style front-loading washing machines.⁵³ For US machines,
316 a delicate cycle equivalent will use a lower agitation and spin speed, however the water
317 volume is not always changed. This region has traditionally used larger top-loading machines
318 with a high wash water-volume (64 L in the wash step alone).⁵⁴⁻⁵⁵

319 The observation that delicate wash-parameters released more MFs than 'normal' washing
320 parameters is somewhat counterintuitive and has not been reported previously. In order to
321 test whether observations made using the tergotometers were reflective of full-size domestic
322 washing machines, an actual delicate wash cycle (treatment IV; Table 4) was then tested and

also found to release significantly more MFs compared to other washes (Table S4; Figure 4). A 'cotton short' programme (Table 4) was used as a 'normal' wash as this is one of the most frequently used programmes by consumers with European washing machines.⁶² Therefore, contrary to previous suggestions that higher mechanical agitation increases MF release,^{48, 50, 56-57} this work provides empirical evidence that water-volume is the more important driver of MF release; reduced agitation still caused greater MF release when higher water-volumes were used. In addition, there was no significant interaction between treatment and cycle number (Table S4), indicating that delicate washes still result in the highest MF release after at least four washes (Figure 4). Further testing is warranted to determine if this pattern continues throughout the whole life of a garment, but also to investigate the effect of water-volume on MF release in 'real world' mixed laundry loads. The physical characteristics of different textiles, such as their structure, can affect the release of MFs.⁵⁰ Therefore additional testing will be needed to determine whether MF release also increases in consumer mixed loads as a result of higher water-volumes across a diverse range of cycle types. Results obtained with the small scale tergotometers are qualitatively similar to results seen in the larger washing machines. This means that the small-scale test method is a useful tool for future more in depth studies on factors which affect MF release during laundry.

Delicate cycles may increase MF release due to greater overall hydrodynamic pressure on the textile weave. Individual MFs have a very large surface area to volume ratio, and consequently exhibit a low Reynolds number.⁶⁷⁻⁶⁸ As water passes through and over the fabric, each individual MF will experience extremely large viscous forces, which could act to pluck small fibres from the main textile weave. As delicate cycles also result in high MF release during subsequent washes, hydrodynamic forces may continue to weaken the yarn structure causing more loose fibres to be released from the yarn strand. Delicate washes increased MF

347 release by 114 mg, or approximately 800,000 MFs in the first wash (Table S2). This is
348 concerning since media groups have proposed greater adoption of delicate cycles as a way of
349 reducing MF release, citing ‘mechanical stress’ as an important factor with no experimental
350 evidence.⁵⁶⁻⁵⁷ If the results here are also true for a wider range of textiles then in addition to
351 using lower water-volume washes, switching to commercially available appliances that use
352 lower water-volumes regardless of wash type could also reduce MF release. Hartline et al.⁴⁷
353 reported a reduction in MFs when washing in front-loading machines compared to top-
354 loading machines. The study hypothesised that the central agitator in the top-loader maybe
355 more abrasive than drum rotation in the front-loading machine causing the increase in MF
356 release. However we show, for the first time, this difference could more likely be due to the
357 front-loading machine using a much lower water-volume. The global average annual water
358 consumption for domestic washing is estimated at 19 billion m³, with North America
359 representing the largest share (20%).^{54, 69-70} The use of high wash water-volumes in the
360 popular top-loading machines for North America could be a considerable factor for the high
361 release of 3 million tonnes of MFs each year from the US.^{24, 31} The transition to high-efficiency
362 washing machines that use approximately 50% less water in the main wash⁵⁵ is a necessary
363 step to reduce water and electricity consumption.⁷⁰ These data provide substantial evidence
364 that this conversion would also greatly reduce MF release, and could therefore inform both
365 manufactures and consumers to help reduce the environmental burden. For example, there
366 are an estimated 840 million domestic washing machines worldwide⁶⁹ with consumers not
367 always using a full laundry load.^{62, 70} If each user simply washed their laundry with full wash
368 loads (decreasing water-volume-to-fabric ratio), it would not only have a positive benefit for
369 energy and water consumption by reducing the number of washes, but could also reduce the
370 amount of MFs entering the global environment per wash.

371 Technologies proposed to reduce MF release have included the Lint LUV-R[®] filter and the
372 Cora Ball[®].⁶⁶ However, the implementation of washing machine filters will be challenging and
373 may take additional time to have an impact while the use of the Cora Ball[®] was found to
374 collect much fewer (26%) MFs compared to the filter (87%).⁶⁶ On the other hand, simply
375 reducing the water-volume-to-fabric ratio would have an immediate effect.

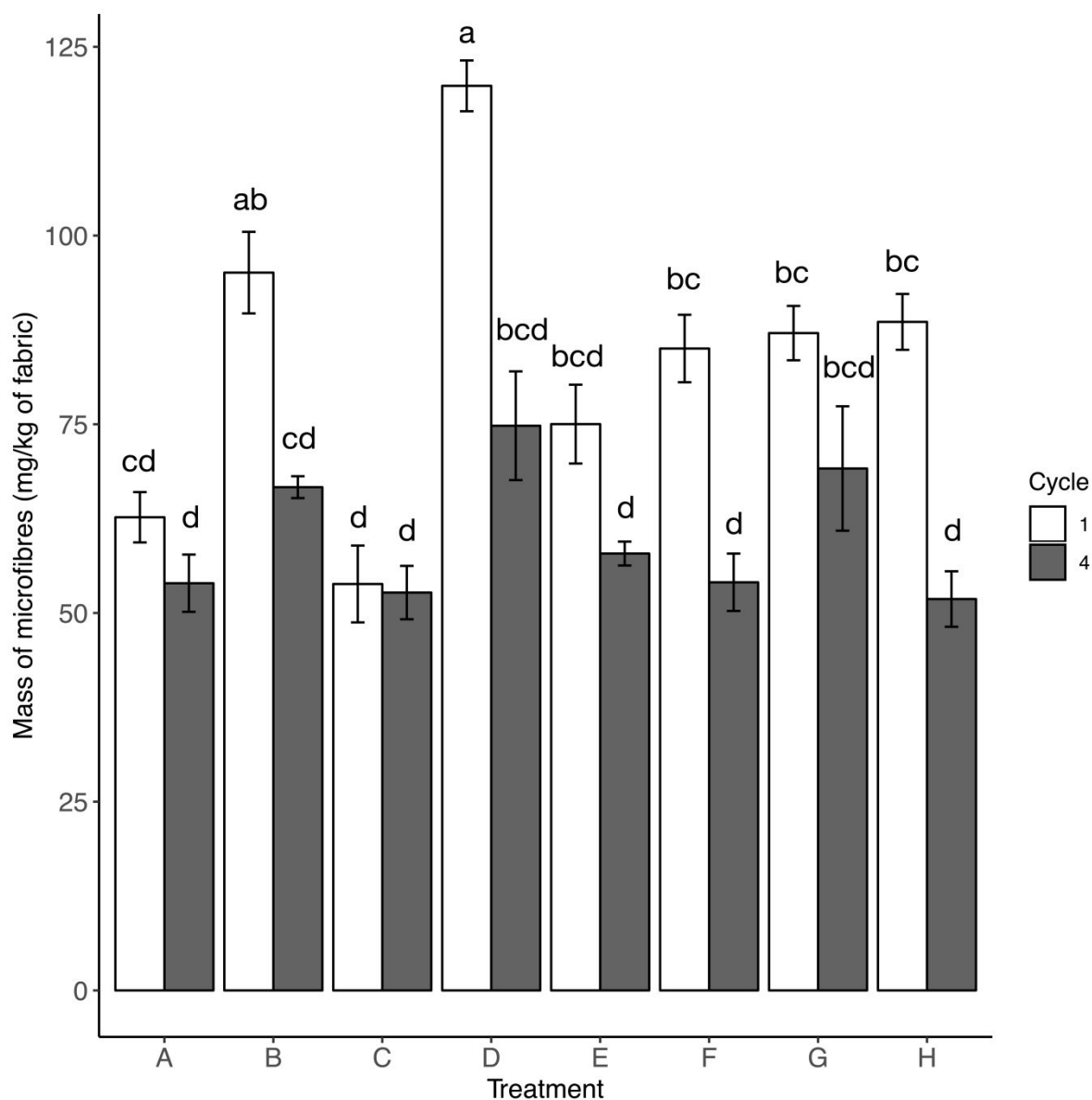
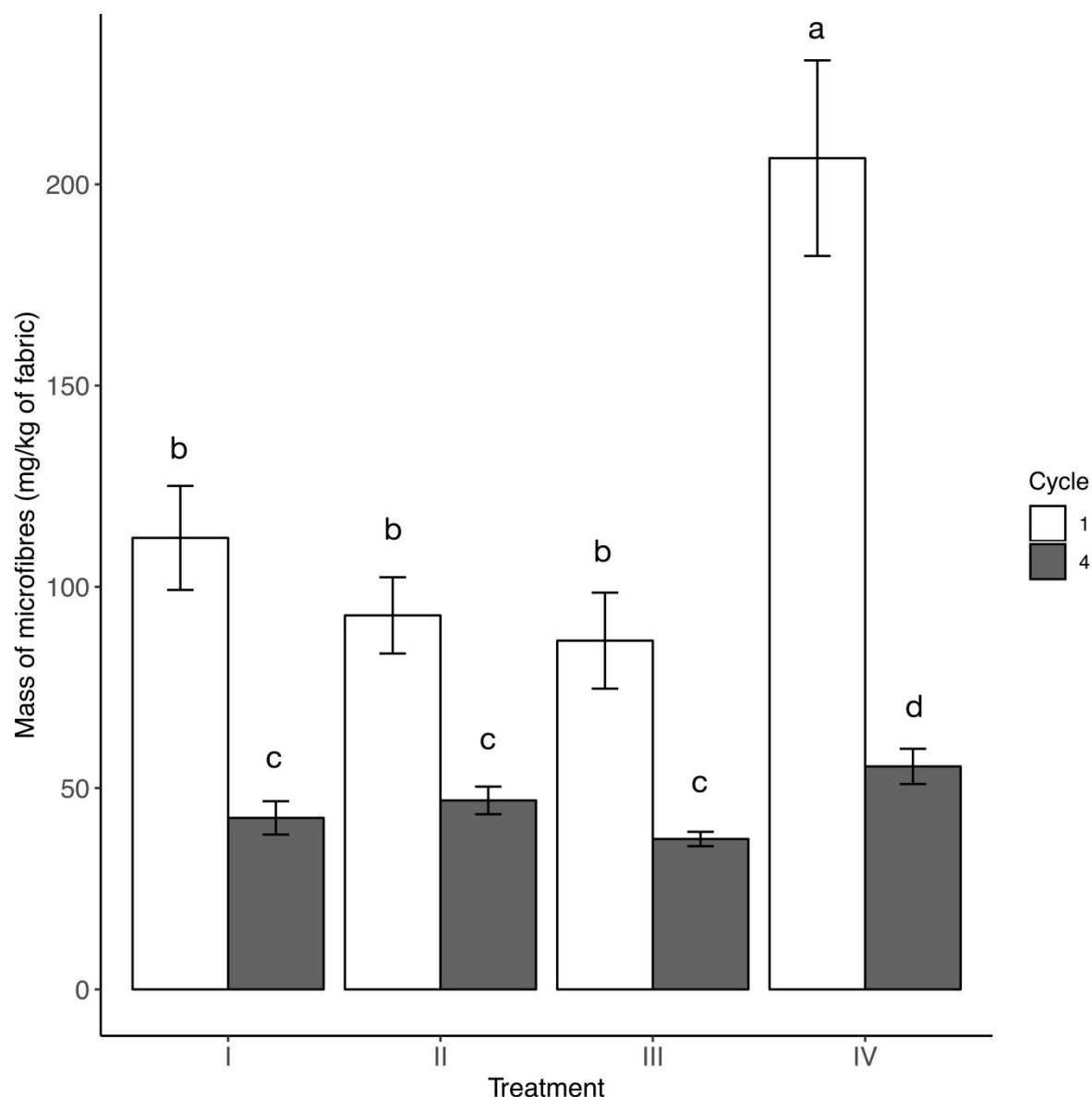


Figure 3. Mean mass (\pm SE) of released microfibres across seven different treatment types, A (300 mL/200 RPM), B (600 mL/200 RPM), C (300 mL/100 RPM), D (600 mL/100 RPM) all washed at 30°C for 60 minutes with detergent and treatments E (30°C/60 minutes), F (30°C/15 minutes), G (15°C/60 minutes), and H (15°C/15 minutes) all washed in 300 mL at 200 RPM with detergent recovered during cycles one and four, for the small-scale investigation (note. treatments A and E are the same). Groupings based on Tukey's *post-hoc* analysis ($P > 0.05$); means that do not share a letter are significantly different.

384 **A greater release of microfibres in the first wash.** After four wash cycles, fewer MFs were
385 typically released compared to cycle one, although this was less pronounced in small-scale
386 tests compared to full-scale washing (Figures 3 and 4). At the small-scale, cycle one in
387 treatments D, B, F, and H released significantly more MFs than cycle four, but for the
388 remaining treatments there was no significant difference. In the full-scale investigation, cycle
389 one ($\bar{x} = 124.37 \pm 14.40$ mg/kg) always resulted in a significantly greater release of MFs
390 compared to cycle four ($\bar{x} = 45.57 \pm 2.43$ mg/kg) (Table S4; Figure 4). The trend of decreasing
391 MF release with increasing wash cycle is documented in the literature (Zambrano et al.⁵²).
392 Sillanpää and Sainio,³⁷ found a large reduction in MF release from cycle one to five, for the
393 majority of garments tested (mixture of polyester and cotton textiles). Napper and
394 Thompson³⁵ also found a decrease in MFs over subsequent cycles with little difference
395 between cycles four and five for acrylic, polyester, and polyester-cotton textiles, which is
396 comparable to Pirc et al.⁴⁸ who reported a large initial spike in MF release for polyester fleece
397 blankets, which then plateaued in the later cycles. De Falco et al.⁵⁰ also reported a plateau in
398 MF release after four washes for polyester fabric, whereas for a garment with a mixture of
399 polyester/cotton/modal, MF release plateaued at cycle ten. Therefore fabric composition and
400 structure also appear to affect MF release as the fabric ages. Thus although there is a
401 possibility that MF release from additional unmonitored cycles two and three maybe higher
402 than the delicate cycle (Figures 3 and 4), this is unlikely. The initial spike in fibre release may
403 be from loose unbroken fibre debris from the yarn interior released in the first cycle. In
404 contrast, Hernandez et al.⁴⁵ found a steady release of 0.025 mg/g regardless of wash cycle;
405 however, the use of steel balls in this study may increase MF release in the later cycles
406 resulting in the consistent release over time. In addition, the method used included a prewash
407 step which could have removed the initial spike of MFs. Hartline et al.⁴⁷ found a 25% increase

408 in MF release for older garments. In this work, the garments were mechanically aged by a
409 continuous washing cycle over 24 hours and this may not simulate the real aging of garments
410 when worn and washed. Therefore additional tests on real consumer loads which have been
411 both worn and washed over longer periods are needed to determine the effects of garment
412 age on MF release. If more MFs are released from the newer garments, particularly in the first
413 cycle, this could be mitigated using a filtered pre-wash after garment manufacturing.

414



415

416 **Figure 4.** Mean mass (\pm SE) of released microfibres across four different treatment types, I
 417 (30°C/cotton short/without detergent), II (30°C/cotton short/detergent), III (cold
 418 express/detergent), and IV (30°C/delicate/detergent) recovered during cycles one and four,
 419 for the full-scale investigation. Groupings based on Tukey's *post-hoc* analysis ($P > 0.05$);
 420 means that do not share a letter are significantly different.

421 **The effects of temperature and wash duration.** At the small-scale, there were no significant
422 differences between treatments E, F, G, and H, suggesting the change in temperature and
423 wash duration (15 – 30°C; 15 – 60 minutes) had no impact on MF release (Figure 3; Table 3).
424 This is in agreement with Yang et al.⁴⁹ who found low temperature (between 30°C and 40°C)
425 had no impact on MF release, although higher temperatures (60°C) increased MF release for
426 polyester fabric. Temperatures of 15°C and 30°C were chosen here as studies within the
427 literature have often tested at 30°C and above, therefore, not addressing the effects of
428 ‘colder’ washes. Napper and Thompson³⁵ found temperature was not consistent in affecting
429 MF release, although between 30°C and 40°C there was an unspecified “increase” in
430 polyester MFs released compared to acrylic MFs. De Falco et al.³⁶ found a non-statistically
431 significant increase in MF release at 60°C compared to 40°C in plain weave polyester
432 garments, and Hernandez et al.⁴⁵ also testing polyester garments, found no significant
433 difference in MF release across a wider range of temperatures between 25°C and 80°C. It can
434 be concluded therefore, that temperature is not the most important factor affecting MF
435 release, although increases may occur at higher (60°C) to mid-temperature washes
436 (30/40°C),³⁵⁻³⁶ whereas below 30°C the change in MF release is less pronounced.

437 The 15 minute ‘express’ wash released as many fibres as 60 minute washes (Figure 3) which
438 may indicate that the majority of MFs are released during the first 15 minutes of the wash. In
439 full-scale, the ‘cold express’ was comparable to full-length washes (Figure 4; Table 4). This
440 appears to support the hypothesis that loose MFs are hydro-mechanically ‘plucked’ from the
441 textile opposed to being broken from the weave over the course of the first wash. In the latter
442 cycles more fibres may have to be broken for any subsequent and continued release to be
443 observed. In small-scale treatments F and H (15 minutes) there were significantly fewer MFs
444 released in cycle four in contrast to E and G (60 minutes) where no differences were observed

between cycles one and four. Hernandez et al.⁴⁵ initially hypothesised that an increased mechanical agitation due to extended washing times would increase MF release; however, even by extending the wash to eight hours there was no significant increase.⁴⁵ This suggests that mechanical agitation caused by drum rotation and drum speed is not a significant factor affecting MF release within a wash as previously mentioned, although shorter wash programmes may still reduce MF release in subsequent washes. Further studies are needed to establish how individual stages of the wash cycle (main wash, spin, and rinse) impact MF release.

The effect of detergent on microfibre release. Detergent had no effect on MF release (Table 4; Figure 4). This was consistent with Pirc et al.,⁴⁸ although Napper and Thompson,³⁵ observed inconsistencies in MF release in the presence of a bio-detergent. Conversely, Hernandez et al.,⁴⁵ De Falco et al.,³⁶ Almroth et al.,⁴⁴ and Zambrano et al.⁵² found detergent leads to an overall increase in MF release, although these studies used steel balls which could mechanically interact with detergent causing unrealistic MF release. If the steel balls magnify the effects of detergent, perhaps by forcing it into the textile weave or agitating the surfactant so that more bubbles are produced, presumably there is some mechanism by which detergents increase MF release which did not manifest in the present study. Further investigations into detergent type and their interactions with different textiles are probably warranted, but studies should use real-world conditions to keep results relevant.

In conclusion, we have developed a method for quantifying MF release in small-scale conditions which qualitatively reflects the outcomes observed in full-sized domestic washing machines. The small- and full-scale method both indicate a higher water-volume increases MF release, temperature and duration have no significant effect, and MF release is greatest in the first cycle. As public awareness of plastic pollution and the overall anthropogenic

environmental impact increases, domestic laundry is an important emerging target for reducing the global environmental burden. Changes in domestic laundry behaviour could help to address the UN sustainable development goals (SDG) 14, 'life below water' and 15 'life on land'.⁷¹ This study shows that if consumers can adopt lower water-volume washes or transition to lower water-volume washing machines, and increase wash load size (number of garments per wash), this would prevent substantial quantities of plastic MFs from entering the environment.

ASSOCIATED CONTENT

Supporting Information

Summary of factors affecting microfibre release (Table S1), description and image of the tergotometer (Figure S1), small-scale experimental design (Figure S2), fibre metrics, fibre measurements (Figure S3), all release rates (Table S2), images of released microfibres in the full-scale investigation, cycle one (Figure S4), and cycle four (Figure S5), images of released microfibres from quality assurance testing (Figure S6), Two-Way ANOVA statistics for small-scale (Table S3) and full-scale (Table S4) testing

AUTHOR INFORMATION

Corresponding Author

*E-mail: grant.burgess@newcastle.ac.uk

ORCID

Max R. Kelly: 0000-0002-7136-0527

Neil J. Lant: 0000-0002-5939-0125

493 Martyn Kurr: 0000-0001-6649-024X

494 J. Grant Burgess: 0000-0002-1491-7341

495

496 **Funding Sources**

497 This work was funded by the Engineering and Physical Sciences Research Council (U.K.) and
498 Procter and Gamble through an Industrial CASE studentship (EP/R512047/1).

499

500 **Notes**

501 N.J.L. is employed by Procter and Gamble, a manufacturer of detergents and other fabric care
502 products.

503

504 **Acknowledgments**

505 We would like to thank Mick Butterworth for his technical advice using DigiEye®.

REFERENCES

(1) Haward, M., Plastic pollution of the world's seas and oceans as a contemporary challenge in ocean governance. *Nat. Commun.* **2018**, *9* (1), 667-669.

(2) Lee, J.; Lee, J. S.; Jang, Y. C.; Hong, S. Y.; Shim, W. J.; Song, Y. K.; Hong, S. H.; Jang, M.; Han, G. M.; Kang, D., Distribution and size relationships of plastic marine debris on beaches in South Korea. *Arch. Environ. Contam. Toxicol.* **2015**, *69* (3), 288-298.

(3) Gall, S. C.; Thompson, R. C., The impact of debris on marine life. *Mar. Pollut. Bull.* **2015**, *92* (1), 170-179.

(4) Worm, B.; Lotze, H. K.; Jubinville, I.; Wilcox, C.; Jambeck, J., Plastic as a persistent marine pollutant. *Annu. Rev. Environ. Resour.* **2017**, *42*, 1-26.

(5) Provencher, J. F.; Bond, A. L.; Avery-Gomm, S.; Borrelle, S. B.; Rebolledo, E. L. B.; Hammer, S.; Kühn, S.; Lavers, J. L.; Mallory, M. L.; Trevail, A., Quantifying ingested debris in marine megafauna: a review and recommendations for standardization. *Anal. Methods* **2017**, *9* (9), 1454-1469.

(6) De Stephanis, R.; Giménez, J.; Carpinelli, E.; Gutierrez-Exposito, C.; Cañadas, A., As main meal for sperm whales: Plastics debris. *Mar. Pollut. Bull.* **2013**, *69* (1-2), 206-214.

(7) Ivar do Sul, J. A.; Costa, M. F., The present and future of microplastic pollution in the marine environment. *Environ. Pollut.* **2014**, *185*, 352-64.

(8) Ribeiro, F.; O'Brien, J. W.; Galloway, T.; Thomas, K. V., Accumulation and fate of nano- and micro-plastics and associated contaminants in organisms. *TrAC, Trends Anal. Chem.* **2018**, *111*, 139-147.

- 527 (9) De Souza Machado, A. A.; Kloas, W.; Zarfl, C.; Hempel, S.; Rillig, M. C., Microplastics as
528 an emerging threat to terrestrial ecosystems. *Glob. Chang. Biol.* **2018**, *24* (4), 1405-1416.
- 529 (10) Lin, V. S., Research highlights: impacts of microplastics on plankton. *Environ. Sci.:
530 Processes Impacts* **2016**, *18* (2), 160-163.
- 531 (11) Napper, I. E.; Bakir, A.; Rowland, S. J.; Thompson, R. C., Characterisation, quantity and
532 sorptive properties of microplastics extracted from cosmetics. *Mar. Pollut. Bull.* **2015**, *99* (1),
533 178-185.
- 534 (12) Boucher, J.; Friot, D. *Primary Microplastics in the Oceans: a Global Evaluation Of
535 Sources*; IUCN, Gland, Switzerland, 2017; p 43.
- 536 (13) Gewert, B.; Plassmann, M.; MacLeod, M., Pathways for degradation of plastic
537 polymers floating in the marine environment. *Environ. Sci.: Processes Impacts* **2015**, *17* (9),
538 1513-1521.
- 539 (14) De Witte, B.; Devriese, L.; Bekaert, K.; Hoffman, S.; Vandermeersch, G.; Cooreman, K.;
540 Robbens, J., Quality assessment of the blue mussel (*Mytilus edulis*): Comparison between
541 commercial and wild types. *Mar. Pollut. Bull.* **2014**, *85* (1), 146-155.
- 542 (15) Rochman, C. M.; Tahir, A.; Williams, S. L.; Baxa, D. V.; Lam, R.; Miller, J. T.; Teh, F.-C.;
543 Werorilangi, S.; Teh, S. J., Anthropogenic debris in seafood: Plastic debris and fibers from
544 textiles in fish and bivalves sold for human consumption. *Sci. Rep.* **2015**, *5*, 14340.
- 545 (16) Murray, F.; Cowie, P. R., Plastic contamination in the decapod crustacean *Nephrops
546 norvegicus* (Linnaeus, 1758). *Mar. Pollut. Bull.* **2011**, *62* (6), 1207-1217.

- 547 (17) Lusher, A. L.; McHugh, M.; Thompson, R. C., Occurrence of microplastics in the
548 gastrointestinal tract of pelagic and demersal fish from the English Channel. *Mar. Pollut.*
549 *Bull.* **2013**, 67 (1-2), 94-9.
- 550 (18) Torre, M.; Digka, N.; Anastasopoulou, A.; Tsangaris, C.; Mytilineou, C., Anthropogenic
551 microfibres pollution in marine biota. A new and simple methodology to minimize airborne
552 contamination. *Mar. Pollut. Bull.* **2016**, 113 (1-2), 55-61.
- 553 (19) Zhao, S.; Zhu, L.; Li, D., Microscopic anthropogenic litter in terrestrial birds from
554 Shanghai, China: Not only plastics but also natural fibers. *Sci. Total Environ.* **2016**, 550, 1110-
555 1115.
- 556 (20) Gusmão, F.; Di Domenico, M.; Amaral, A. C. Z.; Martínez, A.; Gonzalez, B. C.; Worsaae,
557 K.; do Sul, J. A. I.; da Cunha Lana, P., In situ ingestion of microfibres by meiofauna from
558 sandy beaches. *Environ. Pollut.* **2016**, 216, 584-590.
- 559 (21) Watts, A. J.; Urbina, M. A.; Corr, S.; Lewis, C.; Galloway, T. S., Ingestion of plastic
560 microfibers by the crab *Carcinus maenas* and its effect on food consumption and energy
561 balance. *Environ. Sci. Technol.* **2015**, 49 (24), 14597-14604.
- 562 (22) Jemec, A.; Horvat, P.; Kunej, U.; Bele, M.; Kržan, A., Uptake and effects of microplastic
563 textile fibers on freshwater crustacean *Daphnia magna*. *Environ. Pollut.* **2016**, 219, 201-209.
- 564 (23) Gray, A. D.; Weinstein, J. E., Size-and shape-dependent effects of microplastic
565 particles on adult daggerblade grass shrimp (*Palaemonetes pugio*). *Environ. Toxicol. Chem.*
566 **2017**, 36 (11), 3074-3080.

- 567 (24) Miller, R. Z.; Watts, A. J.; Winslow, B. O.; Galloway, T. S.; Barrows, A. P., Mountains to
568 the sea: river study of plastic and non-plastic microfiber pollution in the northeast USA.
569 *Mar. Pollut. Bull.* **2017**, *124* (1), 245-251.
- 570 (25) Lusher, A. L.; Burke, A.; O'Connor, I.; Officer, R., Microplastic pollution in the
571 Northeast Atlantic Ocean: validated and opportunistic sampling. *Mar. Pollut. Bull.* **2014**, *88*
572 (1-2), 325-333.
- 573 (26) Taylor, M.; Gwinnett, C.; Robinson, L.; Woodall, L., Plastic microfibre ingestion by
574 deep-sea organisms. *Sci. Rep.* **2016**, *6*, 33997-34005.
- 575 (27) Jamieson, A. J.; Brooks, L. S. R.; Reid, W. D. K.; Piertney, S. B.; Narayanaswamy, B. E.;
576 Linley, T. D., Microplastics and synthetic particles ingested by deep-sea amphipods in six of
577 the deepest marine ecosystems on Earth. *R. Soc. Open Sci.* **2019**, *6* (2), 180667.
- 578 (28) Kole, P. J.; Löhr, A. J.; Van Belleghem, F.; Ragas, A., Wear and tear of tyres: a stealthy
579 source of microplastics in the environment. *Int. J. Environ. Res. Public Health* **2017**, *14* (10),
580 1265.
- 581 (29) Salvador Cesa, F.; Turra, A.; Baruque-Ramos, J., Synthetic fibers as microplastics in the
582 marine environment: A review from textile perspective with a focus on domestic washings.
583 *Sci. Total Environ.* **2017**, *598*, 1116-1129.
- 584 (30) Waller, C. L.; Griffiths, H. J.; Waluda, C. M.; Thorpe, S. E.; Loaiza, I.; Moreno, B.;
585 Pacherrres, C. O.; Hughes, K. A., Microplastics in the Antarctic marine system: an emerging
586 area of research. *Sci. Total Environ.* **2017**, *598*, 220-227.

- 587 (31) Mishra, S.; charan Rath, C.; Das, A. P., Marine microfiber pollution: a review on
588 present status and future challenges. *Mar. Pollut. Bull.* **2019**, *140*, 188-197.
- 589 (32) Browne, M. A.; Crump, P.; Niven, S. J.; Teuten, E.; Tonkin, A.; Galloway, T.; Thompson,
590 R., Accumulation of microplastic on shorelines woldwide: sources and sinks. *Environ. Sci.*
591 *Technol.* **2011**, *45* (21), 9175-9179.
- 592 (33) Murphy, F.; Ewins, C.; Carbonnier, F.; Quinn, B., Wastewater Treatment Works
593 (WwTW) as a Source of Microplastics in the Aquatic Environment. *Environ. Sci. Technol.*
594 **2016**, *50* (11), 5800-8.
- 595 (34) De Villiers, S., Microfibre pollution hotspots in river sediments adjacent to South
596 Africa's coastline. *Water SA* **2019**, *45* (1), 97-102.
- 597 (35) Napper, I. E.; Thompson, R. C., Release of synthetic microplastic plastic fibres from
598 domestic washing machines: Effects of fabric type and washing conditions. *Mar. Pollut. Bull.*
599 **2016**, *112* (1-2), 39-45.
- 600 (36) De Falco, F.; Gullo, M. P.; Gentile, G.; Di Pace, E.; Cocca, M.; Gelabert, L.; Brouta-
601 Agnesa, M.; Rovira, A.; Escudero, R.; Villalba, R.; Mossotti, R.; Montarsolo, A.; Gavignano, S.;
602 Tonin, C.; Avella, M., Evaluation of microplastic release caused by textile washing processes
603 of synthetic fabrics. *Environ. Pollut.* **2018**, *236*, 916-925.
- 604 (37) Sillanpää, M.; Sainio, P., Release of polyester and cotton fibers from textiles in
605 machine washings. *Environ. Sci. Pollut. Res.* **2017**, *24* (23), 19313-19321.
- 606 (38) Carr, S. A., Sources and dispersive modes of micro-fibers in the environment. *Integr.*
607 *Environ. Assess. Manag.* **2017**, *13* (3), 466-469.

- 608 (39) Krifa, M.; Stevens, S. S., Cotton Utilization in Conventional and Non-Conventional
609 Textiles—A Statistical Review. *Agric. Sci.* **2016**, *7* (10), 747-758.
- 610 (40) L'Abbate, P.; Dassisti, M.; Cappelletti, G. M.; Nicoletti, G. M.; Russo, C.; Ioppolo, G.,
611 Environmental analysis of polyester fabric for ticking. *J. Clean. Prod.* **2018**, *172*, 735-742.
- 612 (41) Chen, R.; Jakes, K. A., Cellulolytic biodegradation of cotton fibers from a deep-ocean
613 environment. *J. Am. Inst. Conservat.* **2001**, *40* (2), 91-103.
- 614 (42) Sanchez-Vidal, A.; Thompson, R. C.; Canals, M.; de Haan, W. P., The imprint of
615 microfibrils in southern European deep seas. *PloS one* **2018**, *13* (11), e0207033.
- 616 (43) Stanton, T.; Johnson, M.; Nathanail, P.; MacNaughtan, W.; Gomes, R. L., Freshwater
617 and airborne textile fibre populations are dominated by 'natural', not microplastic, fibres.
618 *Sci. Total Environ.* **2019**, *666*, 377-389.
- 619 (44) Almroth, B. M. C.; Åström, L.; Roslund, S.; Petersson, H.; Johansson, M.; Persson, N.-
620 K., Quantifying shedding of synthetic fibers from textiles; a source of microplastics released
621 into the environment. *Environ. Sci. Pollut. Res.* **2018**, *25* (2), 1191-1199.
- 622 (45) Hernandez, E.; Nowack, B.; Mitrano, D. M., Polyester Textiles as a Source of
623 Microplastics from Households: A Mechanistic Study to Understand Microfiber Release
624 During Washing. *Environ. Sci. Technol.* **2017**, *51* (12), 7036-7046.
- 625 (46) Jönsson, C.; Levenstam Arturin, O.; Hanning, A.-C.; Landin, R.; Holmström, E.; Roos, S.,
626 Microplastics shedding from textiles—developing analytical method for measurement of
627 shed material representing release during domestic washing. *Sustainability* **2018**, *10* (7),
628 2457-2473.

- 629 (47) Hartline, N. L.; Bruce, N. J.; Karba, S. N.; Ruff, E. O.; Sonar, S. U.; Holden, P. A.,
630 Microfiber Masses Recovered from Conventional Machine Washing of New or Aged
631 Garments. *Environ. Sci. Technol.* **2016**, *50* (21), 11532-11538.
- 632 (48) Pirc, U.; Vidmar, M.; Mozer, A.; Krzan, A., Emissions of microplastic fibers from
633 microfiber fleece during domestic washing. *Environ. Sci. Pollut. Res.* **2016**, *23* (21), 22206-
634 22211.
- 635 (49) Yang, L.; Qiao, F.; Lei, K.; Li, H.; Kang, Y.; Cui, S.; An, L., Microfiber release from
636 different fabrics during washing. *Environ. Pollut.* **2019**, *249*, 136-143.
- 637 (50) De Falco, F.; Di Pace, E.; Cocca, M.; Avella, M., The contribution of washing processes
638 of synthetic clothes to microplastic pollution. *Sci. Rep.* **2019**, *9* (1), 6633.
- 639 (51) De Falco, F.; Gentile, G.; Di Pace, E.; Avella, M.; Cocca, M., Quantification of
640 microfibres released during washing of synthetic clothes in real conditions and at lab scale.
641 *Eur. Phys. J. Plus* **2018**, *133* (7), 257.
- 642 (52) Zambrano, M. C.; Pawlak, J. J.; Daystar, J.; Ankeny, M.; Cheng, J. J.; Venditti, R. A.,
643 Microfibers generated from the laundering of cotton, rayon and polyester based fabrics and
644 their aquatic biodegradation. *Mar. Pollut. Bull.* **2019**, *142*, 394-407.
- 645 (53) Mendelson, C., *Laundry: The home comforts book of caring for clothes and linens*.
646 Simon and Schuster: New York, 2009.
- 647 (54) Pakula, C.; Stamminger, R., Electricity and water consumption for laundry washing by
648 washing machine worldwide. *Energy Effic.* **2010**, *3* (4), 365-382.

- 649 (55) Chen-Yu, J. H.; Emmel, J., Comparisons of fabric care performances between
650 conventional and high-efficiency washers and dryers. *Fashion Text.* **2018**, 5 (1), 19.
- 651 (56) Microfiber release from clothes after washing: Hard facts, figures and promising
652 solutions. [https://www.plasticsoupfoundation.org/wp-content/uploads/2017/08/Position-](https://www.plasticsoupfoundation.org/wp-content/uploads/2017/08/Position-Paper.Microfiber-release-from-clothes-after-washing.PSF_.pdf)
653 [Paper.Microfiber-release-from-clothes-after-washing.PSF_.pdf](https://www.plasticsoupfoundation.org/wp-content/uploads/2017/08/Position-Paper.Microfiber-release-from-clothes-after-washing.PSF_.pdf) (accessed 26 January 2019).
- 654 (57) Microfibres: what we know so far. [https://www.rei.com/blog/news/microfibers-what-](https://www.rei.com/blog/news/microfibers-what-we-know-so-far)
655 [we-know-so-far](https://www.rei.com/blog/news/microfibers-what-we-know-so-far) (accessed 28 January 2019).
- 656 (58) International Commission on Illumination. *Colorimetry Part 4: CIE 1976 L*a*b* Colour*
657 *Space (ISO 11664-4)* **2008**.
- 658 (59) Harris, J. C., Detergency evaluation. III. Adjustment of Terg-O-Tometer and
659 launderometer wash test methods to produce comparable soil removal data. *J. Am. Oil*
660 *Chem.' Soc.* **1952**, 29 (3), 110-113.
- 661 (60) Leenerts, L. O.; Pietz, J. F.; Elliott, J., Soil removal by dishwashing detergents. *J. Am. Oil*
662 *Chem.' Soc.* **1956**, 33 (3), 110-122.
- 663 (61) Denawaka, C. J.; Fowlis, I. A.; Dean, J. R., Source, impact and removal of malodour
664 from soiled clothing. *J. Chromatogr. A* **2016**, 1438, 216-225.
- 665 (62) Kruschwitz, A.; Karle, A.; Schmitz, A.; Stamminger, R., Consumer laundry practices in
666 Germany. *Int. J. Consum. Stud.* **2014**, 38 (3), 265-277.
- 667 (63) Luo, M.; Cui, C.; Li, C., British patent (Application No. 0124683.4) entitled apparatus
668 and method for measuring colour (DigiEye® System). *Derby University Enterprises Limited*
669 **2001**.

- 670 (64) Matusiak, M., Digieye application in cotton colour measurement. *Autex. Res. J.* **2015**,
671 15 (2), 77-86.
- 672 (65) Tkalcic, M.; Tasic, J. F., *Colour spaces: perceptual, historical and applicational*
673 *background*. IEEE Region 8 Eurocon Conference, Computer as a Tool: 2003; Vol. 1, p 304-
674 308.
- 675 (66) McIlwraith, H. K.; Lin, J.; Erdle, L. M.; Mallos, N.; Diamond, M. L.; Rochman, C. M.,
676 Capturing microfibers—marketed technologies reduce microfiber emissions from washing
677 machines. *Mar. Pollut. Bull.* **2019**, 139, 40-45.
- 678 (67) Happel, J.; Brenner, H., *Low Reynolds number hydrodynamics: with special*
679 *applications to particulate media*. Springer Science & Business Media: The Hague,
680 Netherlands, 2012; Vol. 1.
- 681 (68) Purcell, E. M., Life at low Reynolds number. *Am. J. Phys.* **1977**, 45 (1), 3-11.
- 682 (69) Barthel, C.; Götz, T. The overall worldwide saving potential from domestic washing
683 machines. With results detailed for 10 world regions.
684 [http://www.bigee.net/media/filer_public/2013/03/28/bigee_domestic_washing_machines](http://www.bigee.net/media/filer_public/2013/03/28/bigee_domestic_washing_machines_worldwide_potential_20130328.pdf)
685 [_worldwide_potential_20130328.pdf](http://www.bigee.net/media/filer_public/2013/03/28/bigee_domestic_washing_machines_worldwide_potential_20130328.pdf). (accessed 1 February 2019).
- 686 (70) Pakula, C.; Stamminger, R., Energy and water savings potential in automatic laundry
687 washing processes. *Energy Effic.* **2015**, 8 (2), 205-222.
- 688 (71) Transforming our world: The 2030 agenda for sustainable development; United
689 Nations, 2015.
- 690